

Signify Classified - Internal
Cooper Lighting Solutions Photometric Lab
1121 Highway 74 South
Peachtree City, GA 30269



Scaled data based on original data using
LM-79-08 Approved Method: Electrical and Photometric Measurements of Solid-
State Lighting Products

Test Report Prepared for
Cooper Lighting Solutions
(formerly Eaton)

Brand: McGRAW-EDISON

Report Number: P438458

Luminaire Tested: **IST-SA1C-830-U-T3**

Issue Date: 12/10/2020

Test Information

Test Method: LM-79-08
Report Number: P438458
TEST IS SCALED FROM IESNA LM-79-08 TEST DATA (G3-2011-074-8)
Test Lab: INNOVATION CENTER
Issue Date: 12/10/2020
Manufacturer: COOPER LIGHTING SOLUTIONS (FORMERLY EATON)
Product Line: McGRAW-EDISON
Catalog Number: IST-SA1C-830-U-T3
Description: IMPACT ELITE LED TRAPEZOID LUMINAIRE
(1) 80 CRI, 3000K, 615mA LIGHTSQUARE WITH 16 LEDS AND TYPE III OPTICS
Light Source: -
Ballast/Driver: ELECTRONIC DRIVER

Summary

Lumens per Lamp: N/A
Luminaire Lumens: 3583 lumens
Efficiency: N/A
Efficacy: 104.8 lumens/watt
Luminous Opening: Rectangular (W 0.5' x L: 0.5' x H: 0')
IES Classification: Type III - Medium
BUG Rating: B1 - U0 - G1

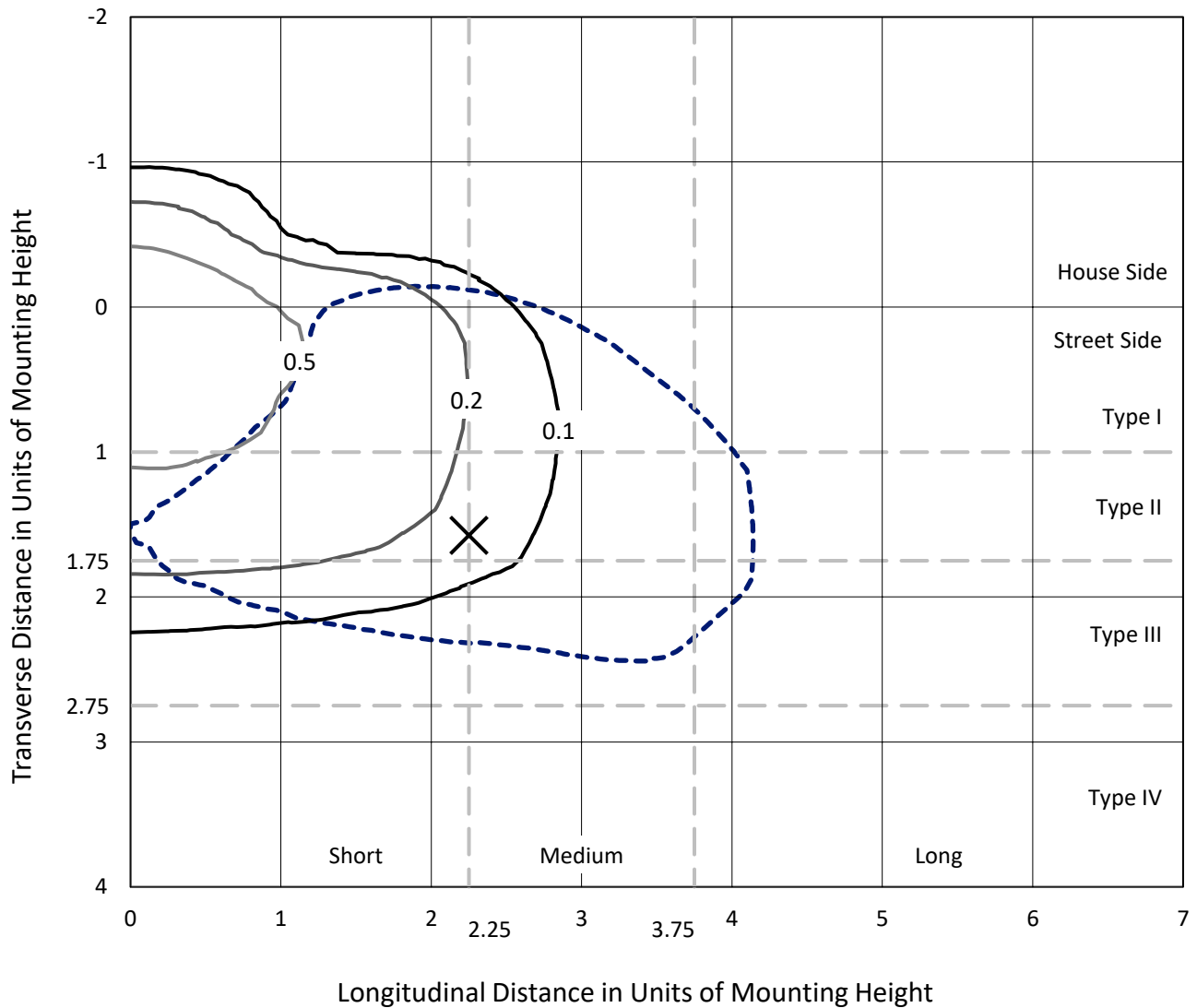
Input Watts (W): 34.2
Input Voltage (V): NR
Input Current (Ain): NR
Voltage Rise (V): NR
Power Factor: NR
Total Harmonic Distortion (THDi): NR
Frequency (hertz): 60
Stabilization Time: NR
Operation Time: NR
Ambient Temperature (°C): NR
Test Distance: 28.75 FT



REPORT NUMBER: P438458
 CATALOG NUMBER: IST-SA1C-830-U-T3

Iso-Footcandle Lines of Horizontal Illumination

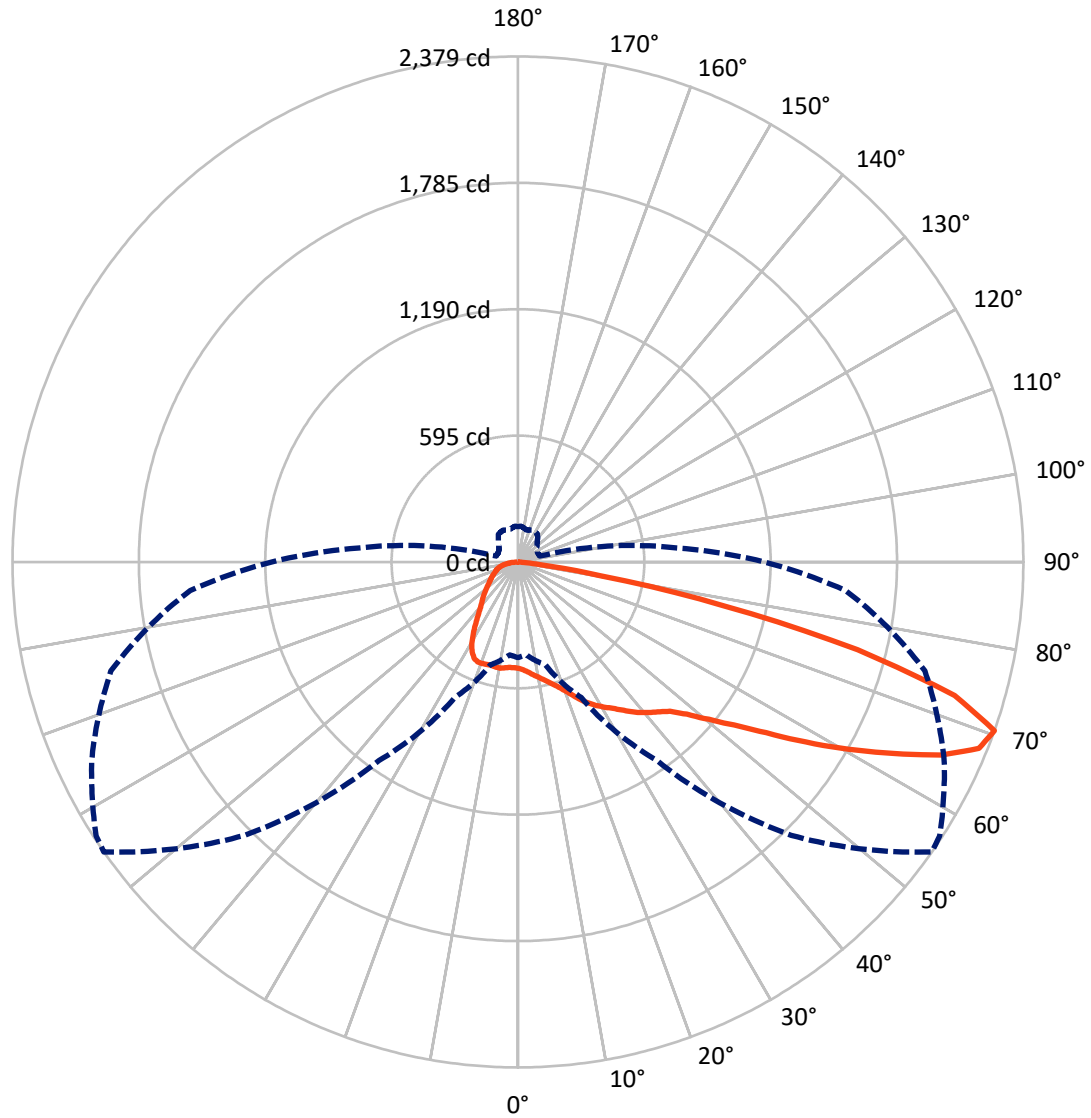
× Max cd
 - - - 1/2 Max cd



Based on 25 foot mounting height. Maximum calculated value = 0.9 fc
 Type III - Medium - N/A

REPORT NUMBER: P438458
CATALOG NUMBER: IST-SA1C-830-U-T3

Luminous Intensity Polar Plot



— Vertical Plane Through 55-Deg Lateral - - - Horizontal Cone Through 70-Deg Vertical

REPORT NUMBER: P438458
 CATALOG NUMBER: IST-SA1C-830-U-T3

FLUX DISTRIBUTION:

		Downward	Upward	Total
House Side	Lumens	792.5	0.0	792.5
	% Fixture	22.1	0.0	22.1
Street Side	Lumens	2790.5	0.0	2790.5
	% Fixture	77.9	0.0	77.9
Total	Lumens	3583.0	0.0	3583.0
	% Fixture	100.0	0.0	100.0

ZONAL LUMENS:

Zone	Lumens	% Fixture
0°-10°	49.3	1.4
10°-20°	156.9	4.4
20°-30°	272.8	7.6
30°-40°	384.5	10.7
40°-50°	509.6	14.2
50°-60°	742.4	20.7
60°-70°	926.5	25.9
70°-80°	493.4	13.8
80°-90°	47.5	1.3
90°-100°	0.0	0.0
100°-110°	0.0	0.0
110°-120°	0.0	0.0
120°-130°	0.0	0.0
130°-140°	0.0	0.0
140°-150°	0.0	0.0
150°-160°	0.0	0.0
160°-170°	0.0	0.0
170°-180°	0.0	0.0
0°-90°	3583.0	100.0
0°-180°	3583.0	100.0

Coefficient of Utilization

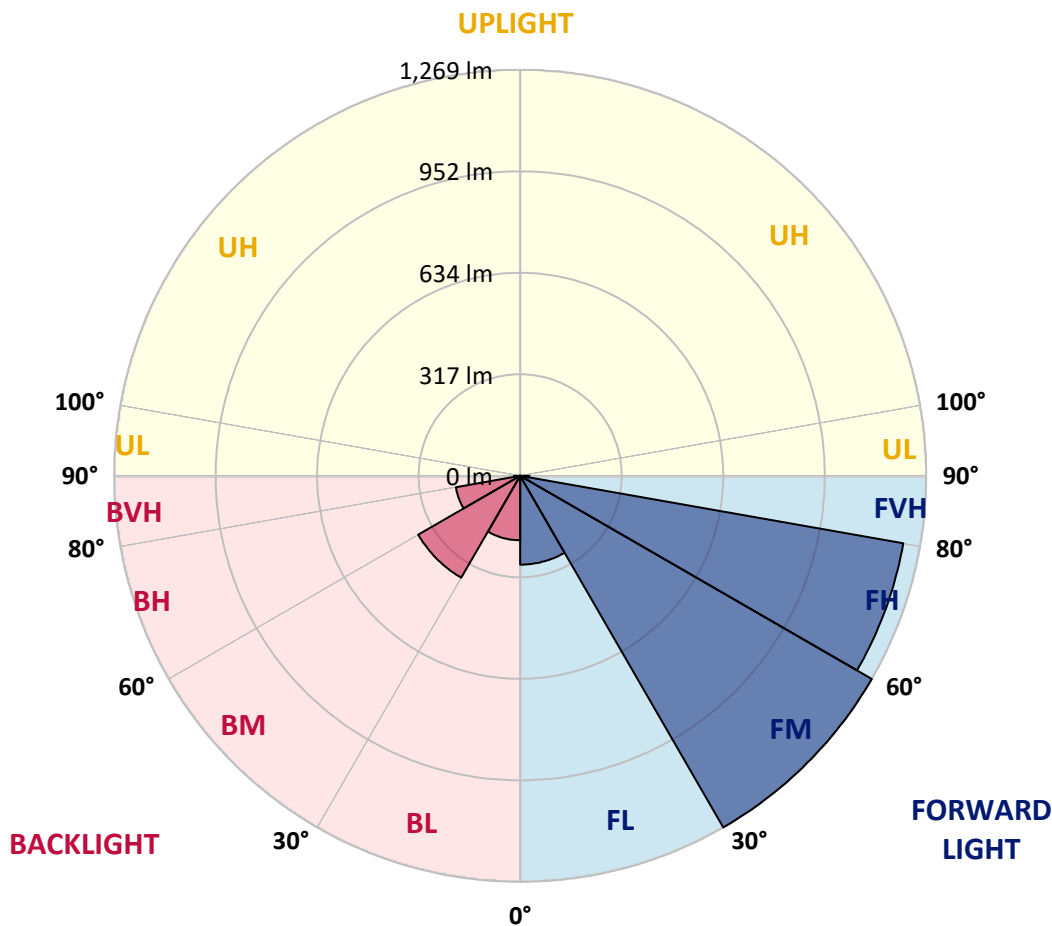


REPORT NUMBER: P438458
 CATALOG NUMBER: IST-SA1C-830-U-T3

LUMINAIRE CLASSIFICATION SYSTEM LUMEN TABLE AND BUG RATING:

Zone	Lumens	% Fixture	Zone Rating/Lumen Limit		
			B	U	G
FL (0°-30°)	277.5	7.7			
FM (30°-60°)	1268.9	35.4			
FH (60°-80°)	1215.7	33.9			G1/1800
FVH (80°-90°)	28.4	0.8			G1/100
BL (0°-30°)	201.4	5.6	B1/500		
BM (30°-60°)	367.7	10.3	B1/1000		
BH (60°-80°)	204.2	5.7	B1/500		G1/500
BVH (80°-90°)	19.2	0.5			G1/100
UL (90°-100°)	0.0	0.0		U0/0	
UH (100°-180°)	0.0	0.0		U0/0	

BUG Rating: B1-U0-G1
 Type III Medium





REPORT NUMBER: P438458
 CATALOG NUMBER: IST-SA1C-830-U-T3

CANDELA DISTRIBUTION (FULL):

	0°	5°	15°	25°	35°	45°	55°	57°	65°	75°	85°
0°	500.4	500.4	500.4	500.4	500.4	500.4	500.4	500.4	500.4	500.4	500.4
2.5°	517.1	515.9	515.9	514.6	513.3	512.0	509.4	506.8	506.8	504.2	504.2
5°	530.0	527.5	528.8	527.5	527.5	524.9	521.0	521.0	519.7	513.3	508.1
7.5°	542.9	541.6	541.6	542.9	541.6	539.1	537.8	536.5	531.3	523.6	515.9
10°	561.0	561.0	561.0	559.7	559.7	557.1	553.3	553.3	546.8	537.8	528.8
12.5°	588.1	586.8	585.5	585.5	581.6	576.5	572.6	572.6	568.7	554.5	542.9
15°	619.0	615.2	612.6	612.6	607.4	598.4	594.5	595.8	591.9	575.2	558.4
17.5°	650.0	650.0	647.4	641.0	634.5	628.1	619.0	621.6	617.7	601.0	579.0
20°	678.4	675.8	675.8	671.9	662.9	655.1	650.0	648.7	646.1	628.1	602.3
22.5°	709.3	708.0	704.1	701.6	695.1	691.2	688.7	688.7	678.4	653.8	620.3
25°	746.7	745.4	745.4	735.1	729.9	723.5	727.4	723.5	718.3	682.2	639.7
27.5°	784.1	784.1	782.8	777.7	763.5	759.6	762.2	759.6	758.3	709.3	657.7
30°	824.1	822.8	818.9	817.6	803.4	793.1	791.8	786.7	786.7	733.8	670.6
32.5°	857.6	856.3	858.9	853.7	844.7	830.5	821.5	821.5	812.5	758.3	686.1
35°	888.6	891.1	891.1	888.6	880.8	866.6	857.6	860.2	847.3	780.2	705.4
37.5°	923.4	920.8	916.9	914.4	904.0	897.6	897.6	900.2	880.8	803.4	731.2
40°	931.1	937.6	946.6	936.3	931.1	929.8	932.4	926.0	906.6	839.6	775.1
42.5°	946.6	951.8	968.5	964.7	960.8	964.7	964.7	955.6	946.6	888.6	834.4
45°	985.3	994.3	1007.2	1008.5	1007.2	1013.7	1002.0	1000.8	999.5	959.5	914.4
47.5°	1027.8	1038.2	1067.8	1064.0	1078.1	1091.0	1070.4	1069.1	1073.0	1053.6	1016.2
50°	1078.1	1088.5	1125.9	1140.0	1178.7	1201.9	1164.5	1147.8	1174.9	1173.6	1145.2
52.5°	1136.2	1149.1	1174.9	1223.9	1289.6	1314.1	1274.2	1260.0	1292.2	1307.7	1281.9
55°	1176.2	1186.5	1226.4	1302.5	1409.6	1441.8	1418.6	1405.7	1440.5	1453.4	1426.3
57.5°	1190.3	1192.9	1252.2	1372.2	1520.5	1603.0	1599.2	1590.1	1575.9	1608.2	1600.4
60°	1165.8	1180.0	1256.1	1403.1	1619.8	1775.8	1790.0	1769.4	1751.3	1759.1	1733.3
62.5°	1133.6	1145.2	1225.2	1407.0	1686.8	1931.9	1984.8	1961.5	1916.4	1895.8	1835.2
65°	1020.1	1020.1	1098.8	1328.3	1675.2	2059.6	2189.8	2149.8	2067.3	1993.8	1831.3
67.5°	780.2	776.4	852.5	1091.0	1511.5	2072.5	2340.7	2320.1	2187.2	2031.2	1759.1
70°	450.1	438.5	501.7	704.1	1141.3	1819.7	2379.4	2367.8	2214.3	1983.5	1548.9
72.5°	156.0	166.4	207.6	299.2	628.1	1310.3	2149.8	2174.3	2085.3	1801.6	1244.5
75°	81.2	81.2	95.4	130.3	265.7	675.8	1652.0	1728.1	1747.5	1507.6	888.6
77.5°	59.3	60.6	68.4	83.8	126.4	259.2	991.7	1064.0	1209.7	1038.2	513.3
80°	40.0	41.3	49.0	55.5	77.4	100.6	395.9	434.6	599.7	464.3	198.6
82.5°	29.7	31.0	31.0	32.2	42.6	46.4	104.5	129.0	206.3	138.0	70.9
85°	6.4	6.4	12.9	12.9	12.9	12.9	23.2	25.8	38.7	41.3	23.2
87.5°	0.0	0.0	0.0	0.0	1.3	1.3	2.6	2.6	2.6	3.9	3.9
90°	0.0	0.0	0.0	0.0	0.0	0.0	0.0	0.0	0.0	0.0	0.0



REPORT NUMBER: P438458

CATALOG NUMBER: IST-SA1C-830-U-T3

CANDELA DISTRIBUTION (continued):

	90°	95°	105°	115°	125°	135°	145°	155°	165°	175°	180°
0°	500.4	500.4	500.4	500.4	500.4	500.4	500.4	500.4	500.4	500.4	500.4
2.5°	503.0	501.7	500.4	499.1	497.8	496.5	495.2	496.5	496.5	499.1	500.4
5°	506.8	503.0	501.7	499.1	497.8	497.8	497.8	499.1	500.4	501.7	503.0
7.5°	513.3	512.0	508.1	503.0	501.7	501.7	499.1	499.1	499.1	501.7	501.7
10°	524.9	521.0	515.9	510.7	506.8	499.1	492.6	487.5	490.1	493.9	493.9
12.5°	537.8	531.3	524.9	515.9	505.5	492.6	486.2	487.5	487.5	491.4	492.6
15°	554.5	549.4	535.2	519.7	501.7	491.4	488.8	486.2	486.2	488.8	491.4
17.5°	572.6	563.6	545.5	522.3	504.2	492.6	487.5	477.2	472.0	470.7	473.3
20°	589.4	579.0	554.5	524.9	506.8	491.4	473.3	456.5	443.6	441.1	438.5
22.5°	603.6	590.7	561.0	530.0	506.8	478.5	447.5	423.0	404.9	399.8	402.4
25°	619.0	599.7	568.7	535.2	497.8	452.7	410.1	380.4	362.4	354.7	354.7
27.5°	631.9	612.6	576.5	531.3	474.6	417.8	368.8	339.2	325.0	317.3	316.0
30°	643.5	622.9	591.9	519.7	441.1	370.1	327.6	306.9	297.9	288.9	290.2
32.5°	659.0	641.0	603.6	495.2	395.9	326.3	294.0	283.7	274.7	268.2	270.8
35°	680.9	670.6	607.4	464.3	349.5	295.3	273.4	261.8	254.1	245.0	245.0
37.5°	711.9	702.9	594.5	417.8	308.2	272.1	256.6	241.2	228.3	217.9	215.4
40°	749.3	736.4	572.6	366.3	276.0	256.6	242.5	223.1	205.1	190.9	188.3
42.5°	808.6	771.2	540.4	313.4	252.8	243.7	224.4	199.9	181.8	171.5	168.9
45°	871.8	811.2	493.9	268.2	234.7	228.3	206.3	181.8	168.9	161.2	159.9
47.5°	951.8	855.0	450.1	234.7	214.1	212.8	187.0	171.5	161.2	156.0	154.8
50°	1057.5	910.5	406.2	208.9	196.0	192.2	178.0	165.1	157.3	153.5	152.2
52.5°	1180.0	975.0	371.4	189.6	179.3	176.7	172.8	162.5	157.3	153.5	152.2
55°	1296.1	1042.0	334.0	171.5	165.1	167.7	170.2	162.5	158.6	156.0	153.5
57.5°	1423.8	1098.8	291.5	157.3	153.5	159.9	167.7	163.8	161.2	157.3	156.0
60°	1502.4	1138.8	234.7	144.4	144.4	153.5	163.8	161.2	156.0	156.0	156.0
62.5°	1537.3	1132.3	185.7	131.5	134.1	145.7	157.3	154.8	150.9	157.3	157.3
65°	1492.1	1058.8	150.9	119.9	123.8	135.4	150.9	150.9	150.9	161.2	161.2
67.5°	1374.8	947.9	123.8	109.6	113.5	127.7	150.9	159.9	158.6	170.2	170.2
70°	1160.7	751.9	107.0	101.9	107.0	127.7	159.9	165.1	156.0	168.9	166.4
72.5°	884.7	524.9	95.4	94.1	100.6	123.8	161.2	158.6	147.0	150.9	147.0
75°	581.6	318.5	83.8	86.4	89.0	109.6	153.5	148.3	134.1	131.5	129.0
77.5°	319.8	159.9	73.5	77.4	77.4	92.9	139.3	127.7	116.1	109.6	107.0
80°	127.7	81.2	64.5	68.4	63.2	74.8	104.5	99.3	89.0	83.8	81.2
82.5°	58.0	45.1	54.2	56.7	47.7	55.5	77.4	74.8	67.1	58.0	55.5
85°	21.9	25.8	41.3	38.7	33.5	32.2	43.8	40.0	32.2	25.8	25.8
87.5°	2.6	5.2	10.3	14.2	7.7	5.2	2.6	1.3	1.3	0.0	0.0
90°	0.0	0.0	0.0	0.0	0.0	0.0	0.0	0.0	0.0	0.0	0.0

Cooper Lighting Solutions Photometric Lab
1121 Highway 74 South
Peachtree City, GA 30269



LM-79-2019: Approved Method: Electrical and Photometric Measurements of Solid-State Lighting Products

Report Prepared for

Cooper Lighting Solutions

MCGRAW EDISON

Report Number: SP1-2408-195-9

Test Date: 08/07/2024

Luminaire Tested: GALN-SB1A-830-U-5WQ

Data in this report applies to families of products including GALN-SB1A-830-U-5WQ.

Test Information

Test Method: LM-79-2019
 Report Number: SP1-2408-195-9
 Test Lab: COOPER LIGHTING SOLUTIONS
 Photometer: SP1 - 76IN SPHERE
 Measurement Geometry: 4π
 Issue Date: 08/07/2024
 Manufacturer: COOPER LIGHTING SOLUTIONS
 Product Line: MCGRAW EDISON
 Catalog Number: **GALN-SB1A-830-U-5WQ**
 Description: GALLEON AREA AND ROADWAY LUMINAIRE. (1) 80 CRI, 3000K, 350MA HIGH DENSITY LIGHTSQUARE WITH 26 LEDS AND TYPE V WIDE OPTICS

Spectral Parameters

CCT (K): 3050
 CIE u': 0.2476
 CIE v': 0.5251
 Duv: 0.0034
 CIE x: 0.4383
 CIE y: 0.4131
 CIE z: 0.1487
 Peak Wavelength (nm): 603
 Dominant Wavelength (nm): 581
 Purity: 55.55201
 Rf: 81.5
 Rg: 99.2

CRI (Ra):	81.0		
R1:	79.6	R9:	7.1
R2:	85.6	R10:	67.0
R3:	92.0	R11:	82.7
R4:	82.6	R12:	63.2
R5:	78.9	R13:	80.3
R6:	81.7	R14:	95.0
R7:	85.2	R15:	71.7
R8:	62.0		



Test Conditions

Stabilization Time: 20M
 Operation Time: 1H 20M
 Sphere Temperature (°C): 24.2

REPORT NUMBER: SP1-2408-195-9

Measurement and Test Equipment			
Instrument	Identification Number	Calibration Date	Calibration Due Date
Photometer	IN0058	6/18/2024	12/18/2024
Power Meter	INXT2011004	2/8/2024	2/8/2025
AC Power Source	IN0063	10/24/2023	10/24/2024
DC Power Source	IN0208	10/24/2023	10/24/2024
Sphere Thermometer	IN0085	10/24/2023	10/24/2024
Room Thermometer	IN0046	10/24/2023	10/24/2024

REPORT NUMBER: SP1-2408-195-9

CIE 1931 Chromaticity Diagram



CIE 1931 Chromaticity Diagram with 2017 ANSI 7-Step and 4-Step Quadrangles



Point lies inside the ANSI 3000K 4-step quadrangle

REPORT NUMBER: SP1-2408-195-9

Photopic Flux vs. Wavelength



Photopic Lumens: NR

λ (nm)	Power W [^] /nm	Lumens (ϕ /nm)	λ (nm)	Power W [^] /nm	Lumens (ϕ /nm)	λ (nm)	Power W [^] /nm	Lumens (ϕ /nm)	λ (nm)	Power W [^] /nm	Lumens (ϕ /nm)	λ (nm)	Power W [^] /nm	Lumens (ϕ /nm)
360	0	NR	490	168	NR	620	940	NR	750	35	NR	880	1	NR
365	0	NR	495	233	NR	625	897	NR	755	30	NR	885	1	NR
370	0	NR	500	300	NR	630	847	NR	760	26	NR	890	1	NR
375	0	NR	505	372	NR	635	790	NR	765	22	NR	895	1	NR
380	0	NR	510	430	NR	640	730	NR	770	19	NR	900	1	NR
385	0	NR	515	483	NR	645	668	NR	775	16	NR	905	1	NR
390	0	NR	520	524	NR	650	605	NR	780	14	NR	910	0	NR
395	2	NR	525	555	NR	655	545	NR	785	12	NR	915	0	NR
400	4	NR	530	581	NR	660	485	NR	790	10	NR	920	0	NR
405	7	NR	535	604	NR	665	430	NR	795	9	NR	925	0	NR
410	17	NR	540	623	NR	670	378	NR	800	8	NR	930	0	NR
415	34	NR	545	645	NR	675	331	NR	805	7	NR	935	0	NR
420	68	NR	550	667	NR	680	290	NR	810	6	NR	940	0	NR
425	128	NR	555	693	NR	685	251	NR	815	5	NR	945	0	NR
430	214	NR	560	719	NR	690	218	NR	820	4	NR	950	0	NR
435	339	NR	565	754	NR	695	188	NR	825	4	NR	955	0	NR
440	507	NR	570	791	NR	700	162	NR	830	3	NR	960	0	NR
445	573	NR	575	830	NR	705	139	NR	835	3	NR	965	0	NR
450	356	NR	580	873	NR	710	119	NR	840	3	NR	970	0	NR
455	217	NR	585	913	NR	715	102	NR	845	2	NR	975	0	NR
460	168	NR	590	948	NR	720	88	NR	850	2	NR	980	0	NR
465	113	NR	595	974	NR	725	76	NR	855	2	NR	985	0	NR
470	85	NR	600	994	NR	730	65	NR	860	1	NR	990	0	NR
475	85	NR	605	998	NR	735	55	NR	865	1	NR	995	0	NR
480	94	NR	610	994	NR	740	47	NR	870	1	NR	1000	0	NR
485	120	NR	615	973	NR	745	41	NR	875	1	NR			

REPORT NUMBER: SP1-2408-195-9

Scotopic Flux vs. Wavelength



Scotopic Lumens: NR

S/P: 1.27

λ (nm)	Power W [^] /nm	Lumens (φ/nm)	λ (nm)	Power W [^] /nm	Lumens (φ/nm)	λ (nm)	Power W [^] /nm	Lumens (φ/nm)	λ (nm)	Power W [^] /nm	Lumens (φ/nm)	λ (nm)	Power W [^] /nm	Lumens (φ/nm)
360	0	NR	490	168	NR	620	940	NR	750	35	NR	880	1	NR
365	0	NR	495	233	NR	625	897	NR	755	30	NR	885	1	NR
370	0	NR	500	300	NR	630	847	NR	760	26	NR	890	1	NR
375	0	NR	505	372	NR	635	790	NR	765	22	NR	895	1	NR
380	0	NR	510	430	NR	640	730	NR	770	19	NR	900	1	NR
385	0	NR	515	483	NR	645	668	NR	775	16	NR	905	1	NR
390	0	NR	520	524	NR	650	605	NR	780	14	NR	910	0	NR
395	2	NR	525	555	NR	655	545	NR	785	12	NR	915	0	NR
400	4	NR	530	581	NR	660	485	NR	790	10	NR	920	0	NR
405	7	NR	535	604	NR	665	430	NR	795	9	NR	925	0	NR
410	17	NR	540	623	NR	670	378	NR	800	8	NR	930	0	NR
415	34	NR	545	645	NR	675	331	NR	805	7	NR	935	0	NR
420	68	NR	550	667	NR	680	290	NR	810	6	NR	940	0	NR
425	128	NR	555	693	NR	685	251	NR	815	5	NR	945	0	NR
430	214	NR	560	719	NR	690	218	NR	820	4	NR	950	0	NR
435	339	NR	565	754	NR	695	188	NR	825	4	NR	955	0	NR
440	507	NR	570	791	NR	700	162	NR	830	3	NR	960	0	NR
445	573	NR	575	830	NR	705	139	NR	835	3	NR	965	0	NR
450	356	NR	580	873	NR	710	119	NR	840	3	NR	970	0	NR
455	217	NR	585	913	NR	715	102	NR	845	2	NR	975	0	NR
460	168	NR	590	948	NR	720	88	NR	850	2	NR	980	0	NR
465	113	NR	595	974	NR	725	76	NR	855	2	NR	985	0	NR
470	85	NR	600	994	NR	730	65	NR	860	1	NR	990	0	NR
475	85	NR	605	998	NR	735	55	NR	865	1	NR	995	0	NR
480	94	NR	610	994	NR	740	47	NR	870	1	NR	1000	0	NR
485	120	NR	615	973	NR	745	41	NR	875	1	NR			

REPORT NUMBER: SP1-2408-195-9

Melanopic Flux vs. Wavelength



Melanopic Lumens: NR

M/P: 2.32

λ (nm)	Power W [^] /nm	Lumens (φ/nm)	λ (nm)	Power W [^] /nm	Lumens (φ/nm)	λ (nm)	Power W [^] /nm	Lumens (φ/nm)	λ (nm)	Power W [^] /nm	Lumens (φ/nm)	λ (nm)	Power W [^] /nm	Lumens (φ/nm)
360	0	NR	490	168	NR	620	940	NR	750	35	NR	880	1	NR
365	0	NR	495	233	NR	625	897	NR	755	30	NR	885	1	NR
370	0	NR	500	300	NR	630	847	NR	760	26	NR	890	1	NR
375	0	NR	505	372	NR	635	790	NR	765	22	NR	895	1	NR
380	0	NR	510	430	NR	640	730	NR	770	19	NR	900	1	NR
385	0	NR	515	483	NR	645	668	NR	775	16	NR	905	1	NR
390	0	NR	520	524	NR	650	605	NR	780	14	NR	910	0	NR
395	2	NR	525	555	NR	655	545	NR	785	12	NR	915	0	NR
400	4	NR	530	581	NR	660	485	NR	790	10	NR	920	0	NR
405	7	NR	535	604	NR	665	430	NR	795	9	NR	925	0	NR
410	17	NR	540	623	NR	670	378	NR	800	8	NR	930	0	NR
415	34	NR	545	645	NR	675	331	NR	805	7	NR	935	0	NR
420	68	NR	550	667	NR	680	290	NR	810	6	NR	940	0	NR
425	128	NR	555	693	NR	685	251	NR	815	5	NR	945	0	NR
430	214	NR	560	719	NR	690	218	NR	820	4	NR	950	0	NR
435	339	NR	565	754	NR	695	188	NR	825	4	NR	955	0	NR
440	507	NR	570	791	NR	700	162	NR	830	3	NR	960	0	NR
445	573	NR	575	830	NR	705	139	NR	835	3	NR	965	0	NR
450	356	NR	580	873	NR	710	119	NR	840	3	NR	970	0	NR
455	217	NR	585	913	NR	715	102	NR	845	2	NR	975	0	NR
460	168	NR	590	948	NR	720	88	NR	850	2	NR	980	0	NR
465	113	NR	595	974	NR	725	76	NR	855	2	NR	985	0	NR
470	85	NR	600	994	NR	730	65	NR	860	1	NR	990	0	NR
475	85	NR	605	998	NR	735	55	NR	865	1	NR	995	0	NR
480	94	NR	610	994	NR	740	47	NR	870	1	NR	1000	0	NR
485	120	NR	615	973	NR	745	41	NR	875	1	NR			

Summary

$R_f = 81.5$
 $R_g = 99.2$
 $CIE R_a = 81.0$
 $R_9 = 7.1$



Color Vector Graphics



Individual Sample Fidelity Index ($R_{f,i}$)

CES01 = 86	CES26 = 74	CES51 = 89	CES76 = 70
CES02 = 63	CES27 = 88	CES52 = 92	CES77 = 86
CES03 = 31	CES28 = 89	CES53 = 81	CES78 = 72
CES04 = 70	CES29 = 67	CES54 = 87	CES79 = 90
CES05 = 50	CES30 = 68	CES55 = 85	CES80 = 88
CES06 = 51	CES31 = 71	CES56 = 78	CES81 = 78
CES07 = 42	CES32 = 70	CES57 = 76	CES82 = 95
CES08 = 41	CES33 = 71	CES58 = 78	CES83 = 90
CES09 = 29	CES34 = 82	CES59 = 92	CES84 = 94
CES10 = 76	CES35 = 90	CES60 = 95	CES85 = 86
CES11 = 59	CES36 = 93	CES61 = 93	CES86 = 72
CES12 = 65	CES37 = 87	CES62 = 83	CES87 = 85
CES13 = 43	CES38 = 75	CES63 = 77	CES88 = 83
CES14 = 74	CES39 = 94	CES64 = 83	CES89 = 75
CES15 = 71	CES40 = 89	CES65 = 77	CES90 = 81
CES16 = 47	CES41 = 85	CES66 = 80	CES91 = 96
CES17 = 50	CES42 = 86	CES67 = 79	CES92 = 73
CES18 = 56	CES43 = 81	CES68 = 84	CES93 = 84
CES19 = 72	CES44 = 99	CES69 = 91	CES94 = 64
CES20 = 66	CES45 = 87	CES70 = 78	CES95 = 80
CES21 = 87	CES46 = 82	CES71 = 76	CES96 = 84
CES22 = 79	CES47 = 77	CES72 = 92	CES97 = 87
CES23 = 92	CES48 = 71	CES73 = 71	CES98 = 81
CES24 = 91	CES49 = 81	CES74 = 93	CES99 = 74
CES25 = 72	CES50 = 89	CES75 = 74	



Color Rendition by Hue-Angle Bin



Measure Comparisons



(END OF REPORT)